

Custom LOUVER Shutters

Style-A-Louver™

18 Colors: 001, 002, 004, 008, 009, 010, 016, 018, 020, 023, 027, 028, 036, 078, 117, 122, 166, 167 and paintable (030)

Shipped: Metamora, MI.

Packaged: Boxed pairs with Shutter Lok® fasteners.

Widths: 5 3/4", 8 1/2", 9 1/4", 11", 12", 13", 14 1/2", 16 1/2", 18". (widths are nominal)

Double Widths: 20 1/2", 25 1/2", 29 1/2", 31". (widths are nominal)

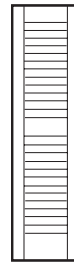
Lengths: From 18" to 144" (in 1/4" increments—lengths are nominal).

Styles Available




L1

Cathedral Top
Center Mullion




L2

Straight Top
Center Mullion



L3

*Cathedral Top
Offset Mullion



L4


*Straight Top
Offset Mullion

* Measurement from top of shutter to top of mullion necessary.




L5

Cathedral Top
All Louver



L6

Straight Top
All Louver



L7

Straight Top
Double Wide